


STATEMENT OF APPROPRIATIONS, ALLOTMENTS, OBLIGATIONS, DISBURSEMENTS AND BALANCES
As of the Quarter Ending DECEMBER 2014

Department: DEPARTMENT OF HEALTH
Agency : Office of the Secretary
Operating Unit: Philippine Orthopedic Center
Organization Code (UACS): 13 001 14 00009
Funding Source Code (as clustered): 01101101, 01101406, 01101407, 01102101, 01104102


| | |
|---|-----------------------------|
| / | Current Year Appropriations |
| | Supplemental Appropriations |
| | Continuing Appropriations |

| Particulars | UACS Code | Appropriations | | | Allotments | | | | | Current Year Obligations | | | | | Current Year Disbursements | | | | | Balances | | | | | | | | | | | | | | | | | | | | | | | | |
|--|-----------|---------------------------|--|-------------------------|---------------------|---------------------------------------|-------------|-------------------|---------------------------|-----------------------------|----------------------------|----------------------------|----------------------------|------------------|-----------------------------|----------------------------|----------------------------|----------------------------|------------------|---------------------------|-----------------------|------------------------------------|---------------|--|--|--|--|--|--|--|--|--|--|--|--|--|--|--|--|--|--|--|--|--|
| | | Authorized Appropriations | Adjustments (Transfer To/From Realignment) | Adjusted Appropriations | Allotments Received | Adjustments (Withdrawal, Realignment) | Transfer To | Transfer From DOH | Adjusted Total Allotments | 1st Quarter Ending March 31 | 2nd Quarter Ending June 30 | 3rd Quarter Ending Sept 30 | 4th Quarter Ending Dec. 31 | Total | 1st Quarter Ending March 31 | 2nd Quarter Ending June 30 | 3rd Quarter Ending Sept 30 | 4th Quarter Ending Dec. 31 | Total | Unreleased Appropriations | Unobligated Allotment | Unpaid Obligations (15-20)-(23-24) | | | | | | | | | | | | | | | | | | | | | | |
| | | 3 | 4 | 5=(3+4) | 6 | 7 | 8 | 9 | 10=[(6)-(7)-(8)+9] | 11 | 12 | 13 | 14 | 15=(11+12+13+14) | 16 | 17 | 18 | 19 | 20=(16+17+18+19) | 21=(5-10) | 22=(20-25) | 23 | 24 | | | | | | | | | | | | | | | | | | | | | |
| I. CURRENT YEAR BUDGET/APPROPRIATIONS | | | | | | | | | | | | | | | | | | | | | | | | | | | | | | | | | | | | | | | | | | | | |
| A. AGENCY SPECIFIC BUDGET | | | | | | | | | | | | | | | | | | | | | | | | | | | | | | | | | | | | | | | | | | | | |
| Personnel Services | 101101 | 355,869,000.00 | | 355,869,000.00 | 355,869,000.00 | | | | 355,869,000.00 | 81,725,681.85 | 97,059,141.38 | 81,615,529.03 | 100,458,647.74 | 355,869,000.00 | 81,048,301.99 | 91,654,861.94 | 81,320,356.33 | 97,058,313.18 | 351,081,633.44 | | | 4,787,366.56 | | | | | | | | | | | | | | | | | | | | | | |
| Maintenance & Other Operating Expenses | | 115,302,000.00 | | 115,302,000.00 | 115,302,000.00 | | | | 115,302,000.00 | 76,253,048.61 | 25,684,361.22 | 27,821,092.76 | 32,877,517.10 | 112,636,019.69 | 17,307,520.17 | 26,990,338.82 | 17,540,938.48 | 22,967,314.36 | 84,801,093.83 | 2,665,980.31 | | 27,834,977.86 | | | | | | | | | | | | | | | | | | | | | | |
| Financial Expenses | | | | | | | | | | | | | | | | | | | | | | | | | | | | | | | | | | | | | | | | | | | | |
| Capital Outlays | | 48,700,000.00 | | 48,700,000.00 | 48,700,000.00 | | | | 48,700,000.00 | | 38,000,000.00 | 2,980,000.00 | 3,000,000.00 | 43,980,000.00 | | 26,000,000.00 | 12,000,000.00 | 2,582,000.00 | 40,682,000.00 | | 4,720,000.00 | 3,298,000.00 | | | | | | | | | | | | | | | | | | | | | | |
| B. SPECIAL PURPOSE FUNDS | | | | | | | | | | | | | | | | | | | | | | | | | | | | | | | | | | | | | | | | | | | | |
| Miscellaneous Personnel Benefits Fund | 101406 | | | | | | | | | | | | | | | | | | | | | | | | | | | | | | | | | | | | | | | | | | | |
| Personnel Services | | | | | 6,659,243.00 | | | | 6,659,243.00 | | | | 6,659,243.00 | | | | | 6,659,243.00 | 6,659,243.00 | | | | | | | | | | | | | | | | | | | | | | | | | |
| Retirement and Life Insurance Premium | | | | | 281,217.00 | | | | 281,217.00 | | | | 18,103.00 | | | | | | | | 263,114.00 | | 18,103.00 | | | | | | | | | | | | | | | | | | | | | |
| Productivity Enhancement Incentives | | | | | 4,415,000.00 | | | | 4,415,000.00 | | | | 4,415,000.00 | | | | | 4,395,000.00 | 4,395,000.00 | | | | 20,000.00 | | | | | | | | | | | | | | | | | | | | | |
| Pension and Gratuity Fund / Retirement Benefits Fund | 101407 | | | | | | | | | | | | | | | | | | | | | | | | | | | | | | | | | | | | | | | | | | | |
| Personnel Services | | | | | 10,451,982.00 | | | | 10,451,982.00 | 3,636,780.19 | 3,206,221.81 | 1,789,268.23 | 1,819,711.77 | 10,451,982.00 | 3,297,180.70 | 3,545,821.30 | 1,704,303.33 | 1,904,666.84 | 10,451,972.17 | | | 9.83 | | | | | | | | | | | | | | | | | | | | | | |
| Sub-Allotments | | | | | | | | | | | | | | | | | | | | | | | | | | | | | | | | | | | | | | | | | | | | |
| SAA-14-03-170, 3/28/14 | 101101 | | | | | | | | 3,700,000.00 | 1,700,000.00 | | 415,235.71 | 325,447.42 | 948,980.97 | 1,688,664.10 | | 218,560.74 | 449,931.19 | 316,222.85 | 984,714.78 | | 20,335.90 | 704,949.32 | | | | | | | | | | | | | | | | | | | | | |
| SAA-14-04-346, 4/10/14 | 101101 | | | | | | | | 38,200,000.00 | 38,200,000.00 | | 41,959.10 | 52,722.54 | 5,097,244.66 | 5,097,244.66 | | | 41,959.10 | 145,602.61 | 187,561.71 | | 33,102,755.34 | 4,909,682.95 | | | | | | | | | | | | | | | | | | | | | |
| SAA-14-05-474, 5/14/14 | 101101 | | | | | | | | 500,000.00 | 500,000.00 | | | 44,300.00 | 60,852.00 | | | | 43,400.00 | 17,452.00 | 60,852.00 | | 439,148.00 | | | | | | | | | | | | | | | | | | | | | | |
| SAA-14-06-566-1, 6/23/14 | 101101 | | | | | | | | 100,000.00 | 100,000.00 | | | 3,130.00 | 3,130.00 | | | | | 3,130.00 | | | 96,870.00 | | | | | | | | | | | | | | | | | | | | | | |
| SAA-14-07-586, 7/30/14 | 101101 | | | | | | | | 3,270,000.00 | 3,270,000.00 | | | | | | | | | | | | 3,270,000.00 | | | | | | | | | | | | | | | | | | | | | | |
| SAA-14-08-853 D, 8/26/14 | 101101 | | | | | | | | 300,000.00 | 300,000.00 | | | | | | | | | | | | 300,000.00 | | | | | | | | | | | | | | | | | | | | | | |
| SAA-14-09-719, 9/9/14 | 101101 | | | | | | | | 10,412,000.00 | 10,412,000.00 | | | 9,258,250.00 | 84,000.00 | 9,342,250.00 | | | 9,258,250.00 | 70,000.00 | 9,328,250.00 | | 1,069,250.00 | 14,000.00 | | | | | | | | | | | | | | | | | | | | | |
| SAA-14-09-815, 9/30/14 | 101101 | | | | | | | | 4,164,000.00 | 4,164,000.00 | | | | | | | | | | | | 4,164,000.00 | | | | | | | | | | | | | | | | | | | | | | |
| SAA-14-11-915, 11/27/14 | 101101 | | | | | | | | 500,000.00 | 500,000.00 | | | | | | | | | | | | 500,000.00 | | | | | | | | | | | | | | | | | | | | | | |
| SAA-14-12-946, 12/3/14 | 101101 | | | | | | | | 254,000.00 | 254,000.00 | | | | | | | | | | | | 254,000.00 | | | | | | | | | | | | | | | | | | | | | | |
| C. AUTOMATIC APPROPRIATIONS | | | | | | | | | | | | | | | | | | | | | | | | | | | | | | | | | | | | | | | | | | | | |
| Retirement and Life Insurance Premium | 104102 | | | | | | | | | | | | | | | | | | | | | | | | | | | | | | | | | | | | | | | | | | | |
| Personnel Services | | 27,872,000.00 | | 27,872,000.00 | 27,872,000.00 | | | | 27,872,000.00 | 6,447,660.64 | 6,951,179.35 | 7,030,701.09 | 7,442,458.92 | 27,872,000.00 | 6,447,660.64 | 6,830,017.37 | 4,756,290.83 | 7,353,395.25 | 25,387,364.09 | | | 7,484,635.91 | | | | | | | | | | | | | | | | | | | | | | |
| Customs Duties and Taxes | | | | | | | | | | | | | | | | | | | | | | | | | | | | | | | | | | | | | | | | | | | | |
| Maintenance & Other Operating Expense | | | | | | | | | | | | | | | | | | | | | | | | | | | | | | | | | | | | | | | | | | | | |
| II. CURRENT YEAR BUDGET / APPROPRIATIONS | | 547,743,000.00 | | 547,743,000.00 | 569,550,442.00 | | | | 59,400,000.00 | 628,950,442.00 | 118,063,171.29 | 166,358,098.57 | 130,920,443.07 | 162,752,777.52 | 578,094,488.45 | 108,100,663.50 | 155,239,400.17 | 127,118,539.26 | 143,564,210.09 | 534,022,813.02 | | 50,855,953.55 | 44,071,675.43 | | | | | | | | | | | | | | | | | | | | | |


Certified Correct:


JOSSEMAR B. CALDE
Supervising Administrative Officer

Approved By:


JOSE BRITTANIO S. PUALTE JR., MD, MHA, CESE
Medical Center Chief II

Certified Correct:


JUMAR D. TAGAO
Accountant III

STATEMENT OF APPROPRIATIONS, ALLOTMENTS, OBLIGATIONS, DISBURSEMENTS AND BALANCES
As of the Quarter Ending DECEMBER 2014

FAR no. 1

Department: DEPARTMENT OF HEALTH
Agency: Office of the Secretary
Operating Unit: Philippine Orthopedic Center
Organization Code (UACS): 13 001 14 00009
Filing Source Code (as clustered): 01101101, 01101406, 01101407, 01102101, 01104102


| | |
|---|-----------------------------|
| | Current Year Appropriations |
| | Supplemental Appropriations |
| / | Continuing Appropriations |

| Particulars | UACS Code | Appropriations | | | Allotments | | | | | Current Year Obligations | | | | Current Year Disbursements | | | | Balances | | | | | | |
|---|-----------|---------------------------|--|-------------------------|---------------------|---------------------------------------|-------------|-------------------|---------------------------|-----------------------------|----------------------------|----------------------------|----------------------------|----------------------------|-----------------------------|----------------------------|----------------------------|----------------------------|------------------|---------------------------|-----------------------|------------------------------------|----------------|--------------|
| | | Authorized Appropriations | Adjustments (Transfer To/From Realignment) | Adjusted Appropriations | Allotments Received | Adjustments (Withdrawal, Realignment) | Transfer To | Transfer From DOH | Adjusted Total Allotments | 1st Quarter Ending March 31 | 2nd Quarter Ending June 30 | 3rd Quarter Ending Sept 30 | 4th Quarter Ending Dec. 31 | Total | 1st Quarter Ending March 31 | 2nd Quarter Ending June 30 | 3rd Quarter Ending Sept 30 | 4th Quarter Ending Dec. 31 | Total | Unreleased Appropriations | Unobligated Allotment | Unpaid Obligations (15-20)-(23+24) | | |
| | | 3 | 4 | 5=(3+4) | 6 | 7 | 8 | 9 | 10=[(6+(-17)-8+9)] | 11 | 12 | 13 | 14 | 15=(11+12+13+14) | 16 | 17 | 18 | 19 | 20=(16+17+18+19) | 21=(5-10) | 22=(10-15) | 23 | 24 | |
| II. PRIOR YEAR'S BUDGET/CONTINUING APPROPRIATIONS | | | | | | | | | | | | | | | | | | | | | | | | |
| D. UNRELEASED APPROPRIATION | | | | | | | | | | | | | | | | | | | | | | | | |
| AGENCY SPECIFIC BUDGET | | | | | | | | | | | | | | | | | | | | | | | | |
| Personnel Services | | | | | | | | | | | | | | | | | | | | | | | | |
| Salaries and Wages - Contractual | | | | | | | | | | | | | | | | | | | | | | | | |
| Maintenance & Other Operating Expenses | | | | | | | | | | | | | | | | | | | | | | | | |
| Financial Expenses | | | | | | | | | | | | | | | | | | | | | | | | |
| Capital Outlays | | | | | | | | | | | | | | | | | | | | | | | | |
| E. SPECIAL PURPOSE FUNDS | 102401 | | | | | | | | | | | | | | | | | | | | | | | |
| Calamity Fund | | | | | | | | | | | | | | | | | | | | | | | | |
| Maintenance & Other Operating Expenses | | | | | | | | | | | | | | | | | | | | | | | | |
| Capital Outlays | | | | | | | | | | | | | | | | | | | | | | | | |
| Sub-Allotments | | | | | | | | | | | | | | | | | | | | | | | | |
| SAA-13-01-109, 1/25/13 | 102101 | | | | | | | 9,973,700.03 | 9,973,700.03 | | | | | | | | | | | | | | 9,973,700.03 | |
| SAA-14-07-100, 7/14/14 | 102101 | | | | | | | (9,973,700.03) | (9,973,700.03) | | | | | | | | | | | | | | (9,973,700.03) | |
| SAA-13-06-615, 6/17/13 | 102101 | | | | | | | 30,000.00 | 30,000.00 | | | | | | | | | | | | | | 30,000.00 | |
| SAA-13-09-871, 9/20/13 | 102101 | | | | | | | 1,749,307.72 | 1,749,307.72 | | | | | | | | | | | | | | 1,749,307.72 | |
| SAA-14-01-09, 1/29/14 | 102101 | | | | | | | 200,000.00 | 200,000.00 | 16,057.60 | 43,060.10 | | 1,593,200.00 | 1,593,200.00 | 16,057.60 | 40,075.10 | | | | | | 56,132.70 | | 1,593,200.00 |
| SAA-13-12-987, 12/19/13 | 102101 | | | | | | | 300,000.00 | 300,000.00 | | | | | | | | | | | | | | 300,000.00 | |
| TOTAL PRIOR YEAR'S BUDGET/CONT. APPROPRIATIONS | | | | | | | | 2,279,307.72 | 2,279,307.72 | 16,057.60 | 43,060.10 | | 1,734,082.30 | 1,793,200.00 | 16,057.60 | 40,075.10 | | | | | | 56,132.70 | | 486,107.72 |
| | | | | | | | | | | | | | | | | | | | | | | | | |


Certified Correct:


JOSSEMAR B. CALDEA
Supervising Administrative Officer

Approved By:


JOSE BRITTANIO S. PUJALTE JR., MD, MHA, CESE
Medical Center Chief II

Certified Correct:


JOMA M. TAGAO
Accountant III